



KEY & CORE SOLUTIONS

Turn Handle lock

- » 30mm finger pull turn handle, nickel plated.
- » Supplied with 2x master-suited keys.
- » Compatible with **3-point espagnolette locking mechanism**.


 **STANDARD on storage doors**



Rosette lock

- » 30mm flush lock ring, nickel plated.
- » Supplied with 2x master-suited keys.
- » Compatible with **3-point espagnolette locking mechanism**, recommended when combined with a separate handle.

BLACK option now available




Cam lock

- » 25mm flush lock ring, nickel plated.
- » Supplied with 2x master-suited keys.

 **STANDARD on locker doors**

BLACK option now available



Pull Handle

- » Finger pull handle, nickel plated.
- » **Non-locking**, but can be retro-fitted with the 30mm turn handle or rosette lock.
- » **Handleless**, push-to-open doors are also possible.

MANUAL COMBINATION SOLUTIONS



Lehmann Dialcode 57

- » 4-digit dial combination lock for **private use (assigned code)**.
- » Auto-scramble function (code automatically scrambles to 0000 after locking).
- » Key override.
- » Black or white body.



Lehmann Dialcode 58

- » 4-digit dial combination lock for **public use (single-use code)**.
- » Auto-scramble function (code automatically scrambles to 0000 after locking).
- » Key override.
- » Black or white body.



Kitlock KL15

- » 4-digit dial combination lock for **private or public use**.
- » Key override.
- » Available in vertical, right or left hand setup.
- » Black body.

 **QUICK AVAILABILITY**



Kitlock KL20

- » 4-digit dial combination lock for **private use (assigned code)**.
- » Auto-scramble function (code automatically scrambles to 0000 after locking).
- » Key override.
- » Available in vertical, right or left hand setup.
- » Black body.

 **QUICK AVAILABILITY**

ELECTRONIC KEYPAD SOLUTIONS



Kitlock KL1000 G3 Keypad

- » 4-digit keypad combination lock, can be set in **private or public use.**
- » Battery operated, 2 x AAA.
- » Master code override.
- » Intermittent LED indicator when in use.
- » Silver or black finish.
- » The **G3** model has an improved design with front-accessible batteries.



Digilock Aspire Keypad

- » 4-digit keypad combination lock, can be set in **private or public use.**
- » Battery operated, 4 x AA.
- » Master key override.
- » Brushed Nickel or Black finish.
- » 4 different fascia models available.



Kitlock KL1100 Keypad

- » 4-digit keypad combination lock, can be set in **private or public use.**
- » Battery operated, 4 x AA.
- » Master code override.
- » Intermittent LED indicator when in use.
- » Scheduled auto-unlock function.
- » Slim design, black body with Metallic Silver or Gloss Black trim.

⚡ QUICK AVAILABILITY

'TOUCH CARD' RFID SOLUTIONS



Kitlock KL1000 RFID

- » RFID card lock, can be set in **private or public use.**
- » Battery operated, 2 x AAA.
- » Master card override.
- » Intermittent LED indicator when in use.
- » Silver or black finish.



Digilock Aspire RFID

- » RFID card lock, can be set in **private or public use.**
- » Battery operated, 4 x AA.
- » Master key override.
- » Brushed Nickel or Black finish.
- » 4 different fascia models available.



Kitlock KL1100 RFID

- » RFID card lock, can be set in **private or public use.**
- » Battery operated, 4 x AA.
- » Master card override.
- » Intermittent LED indicator when in use.
- » Scheduled auto-unlock function (a separate programmer is required).
- » Slim design, black body with Metallic Silver or Gloss Black trim.

⚡ QUICK AVAILABILITY

OTHER SOLUTIONS



Padlockable lock

- » Simple lockable device with the use of a compatible padlock (not supplied).
- » Steel finish.

Hardwired Smart RFID Locks

- » Best recommended for large-size installations, we work together with specific brands that will supply an intelligent locker system, which can be integrated within a buildings IT management and compatible user devices for a seamless experience.

Please contact us to know more.

ELECTRONIC KEYPAD SOLUTIONS

Bar Handle / Brushed Steel

- Available in six sizes:
- » 188 x 32mm
 - » 237 x 32mm
 - » 337 x 32mm
 - » 437 x 32mm
 - » 537 x 32mm
 - » 860 x 32mm

Bar Handle / Matt Black

- Available in two sizes:
- » 168 x 32mm
 - » 200 x 32mm

Profile handle / Brushed Steel

- Available in six sizes:
- » 45 x 36mm
 - » 100 x 36mm
 - » 200 x 36mm
 - » 300 x 36mm
 - » 400 x 36mm
 - » 500 x 36mm

Profile handle / Matt Black

- Available in two sizes:
- » 45 x 36mm
 - » 200 x 36mm

*On **lockable** pairs of doors, please note handle is fitted to the RH door only.*

*On **lockable** pairs of doors, please note handle is fitted to the RH door only.*

Finger Pull Handle

- » 30mm diameter
- » Nickel plated
- » Can be retro-fitted with the 30mm turn handle or rosette lock

D-Handle / Matt Black

- Available in four sizes:
- » 136 x 28mm
 - » 200 x 28mm
 - » 328 x 28mm
 - » 500 x 28mm

Round Recessed Pull Handle

- » 65mm diameter
- » Satin Steel effect finish
- » **Ideal for sliding door applications**